



**B.P. CHALIHA COLLEGE, NAGARBERA**  
**P.O.: NAGARBERA**  
**DIST: KAMRUP (ASSAM)**  
**PIN- 781127**

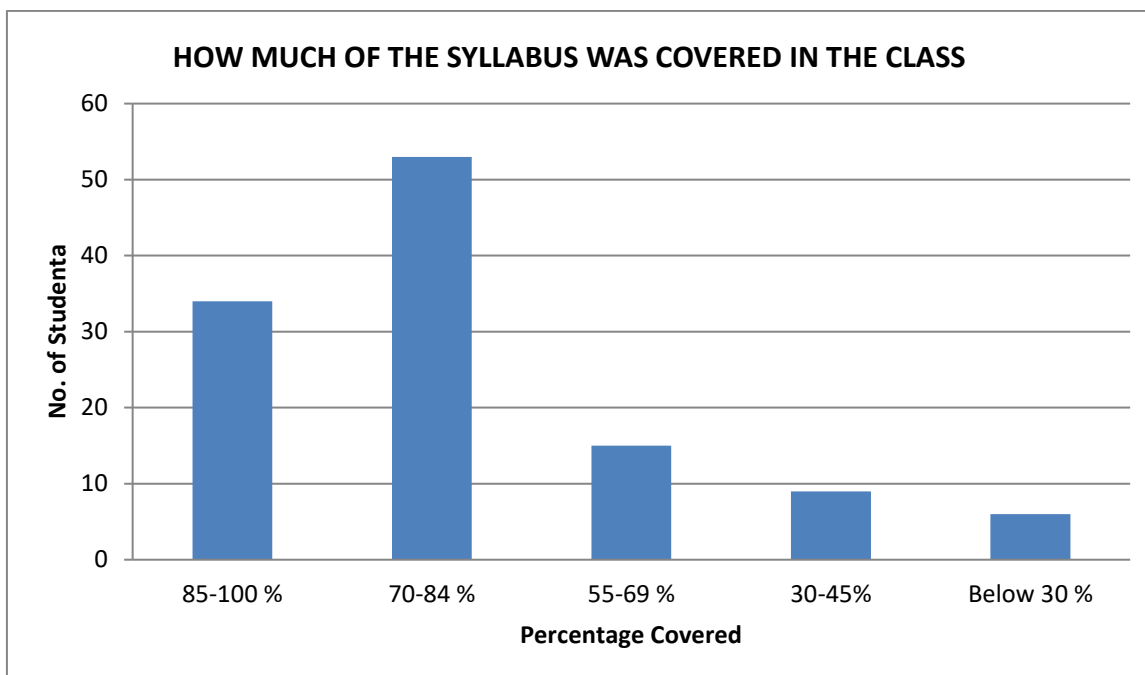
**National Assessment and Accreditation Council (NAAC)**  
**STUDENT SATISFACTORY SURVEY**  
**Under Criterion II of Teaching – Learning and Evaluation**  
**YEAR 2018-19**

**Date of Issue: 1<sup>st</sup> June 2019**

**Last date: 10<sup>th</sup> June 2019**

1. How much of the syllabus was covered in the class?

4 – 85 to 100%	34 students
3 – 70 to 84%	53 students
2 – 55 to 69%	15 students
1– 30 to 54%	9 students
0 –Below 30%	6 students

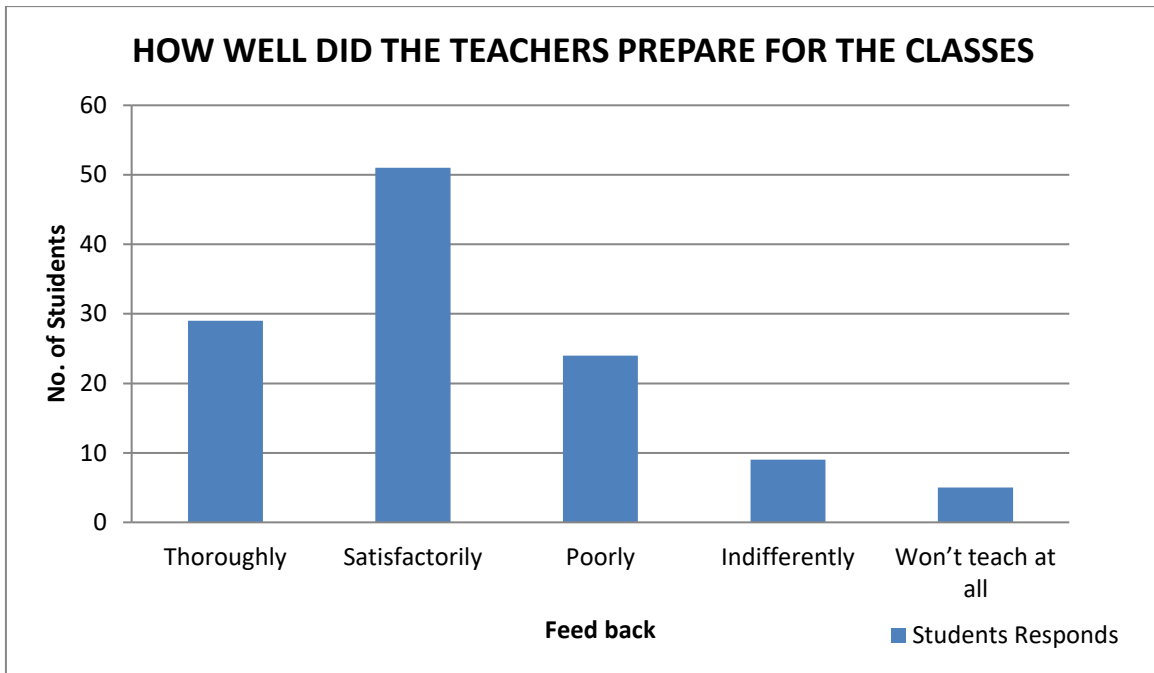


2. How well did the teachers prepare for the classes?

4 –Thoroughly	28 students
3 – Satisfactorily	51 students
2 – Poorly	24 students
1 – Indifferently	9 students
0 – Won't teach at all	5 students

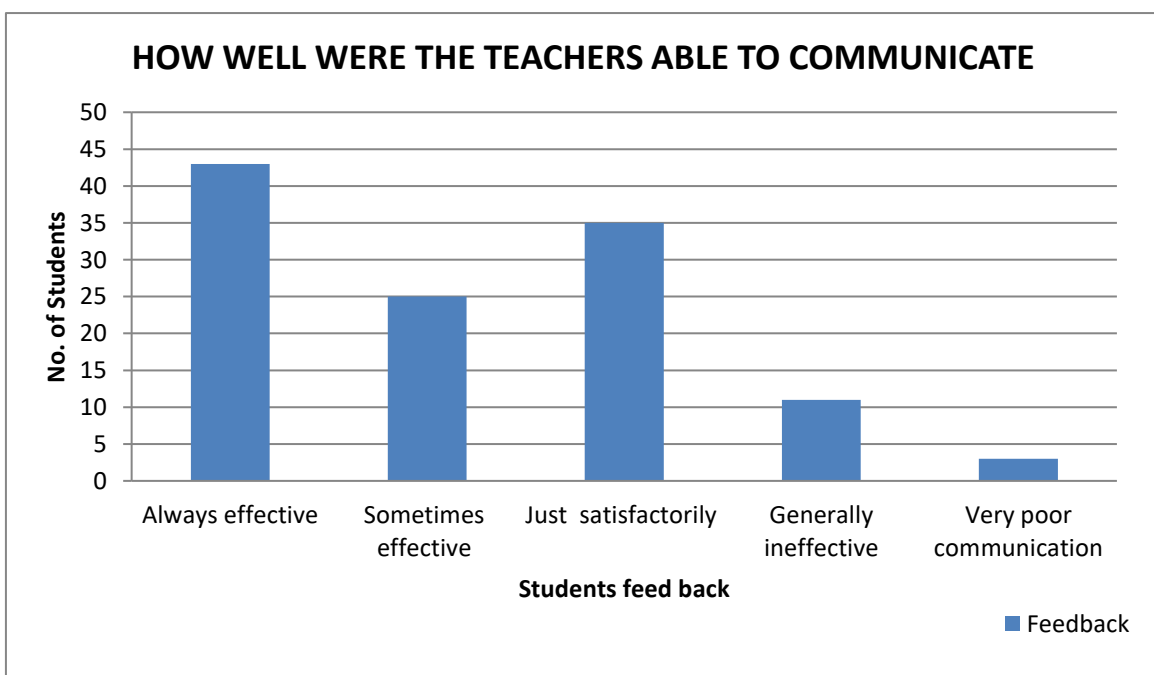


**B.P. CHALIHA COLLEGE, NAGARBERA**  
P.O.: NAGARBERA  
DIST: KAMRUP (ASSAM)  
PIN- 781127



3. How well were the teachers able to communicate?

4 – Always effective	43 students
3 – Sometimes effective	25 students
2 – Just satisfactorily	35 students
1– Generally ineffective	11 students
0– Very poor communication	3 students

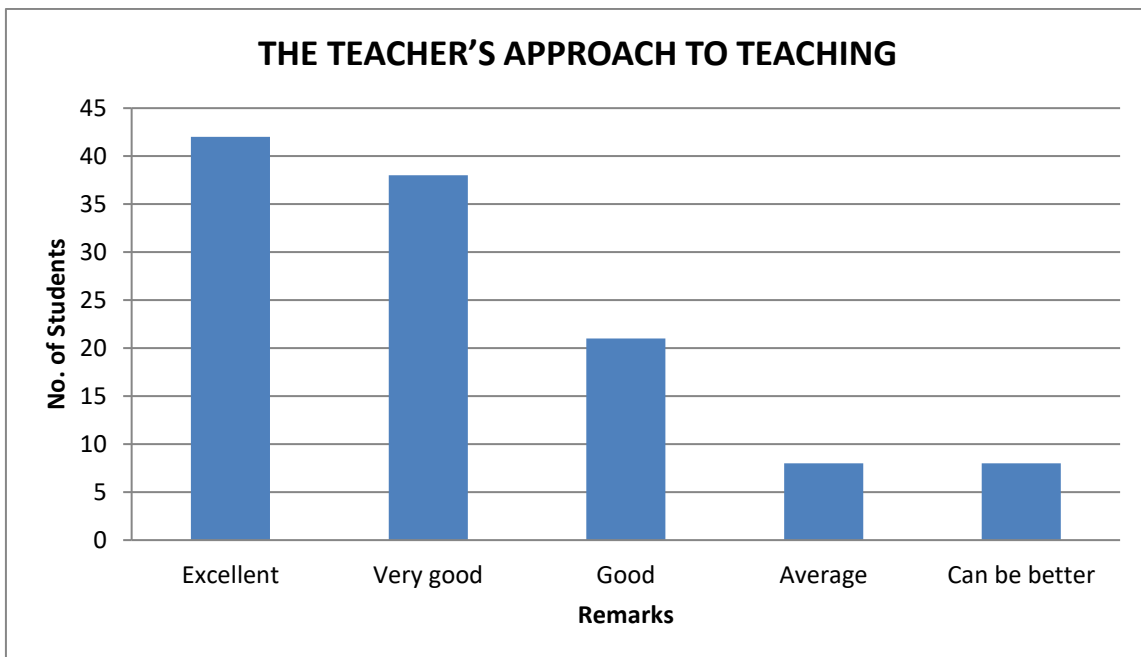




**B.P. CHALIHA COLLEGE, NAGARBERA**  
**P.O.: NAGARBERA**  
**DIST: KAMRUP (ASSAM)**  
**PIN- 781127**

4. The teacher's approach to teaching can best be described as

4– Excellent	42 students
3 – Very good	38 students
2 – Good	21 students
1 – Fair	8 students
0– Poor	8 students

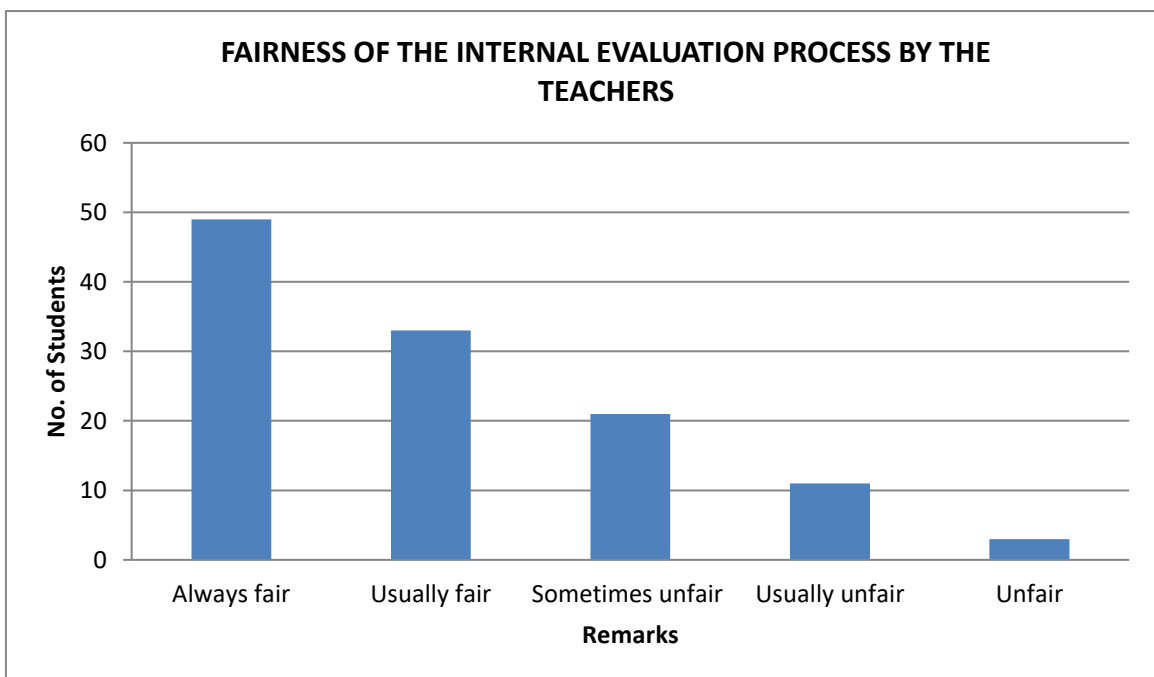




**B.P. CHALIHA COLLEGE, NAGARBERA**  
**P.O.: NAGARBERA**  
**DIST: KAMRUP (ASSAM)**  
**PIN- 781127**

5. Fairness of the internal evaluation process by the teachers.

4 – Always fair	49 students
3 – Usually fair	33 students
2 – Sometimes unfair,	21 students
1 – Usually unfair,	11 students
0– Unfair,	3 students

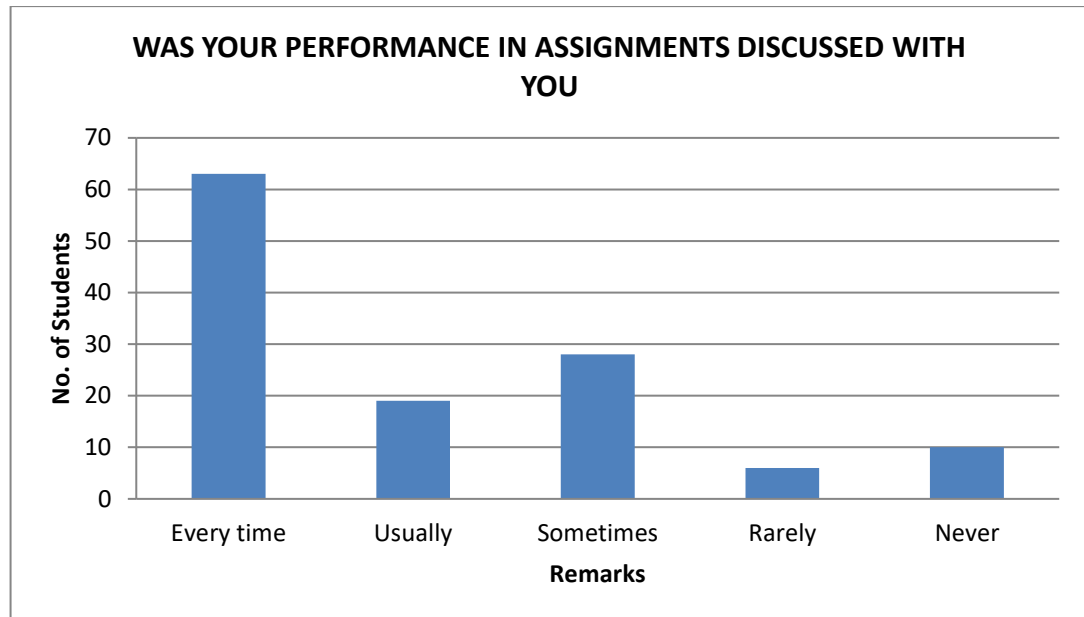


6. Was your performance in assignments discussed with you?

4 – Every time	63 students
3 – Usually,	19 students
2 – Occasionally/Sometimes	28 students
1 – Rarely,	6 students
0– Never	10 students

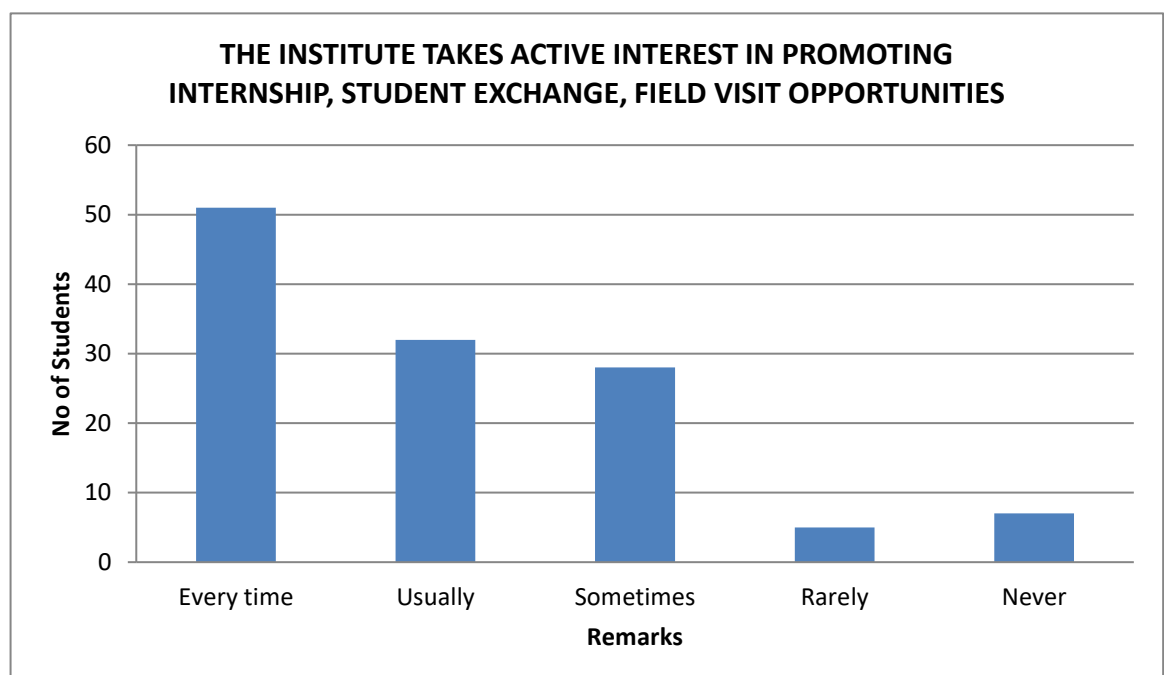


**B.P. CHALIHA COLLEGE, NAGARBERA**  
**P.O.: NAGARBERA**  
**DIST: KAMRUP (ASSAM)**  
**PIN- 781127**



7. The institute takes active interest in promoting internship, student exchange, field visit opportunities for students.

4 – Regularly	51 students
3 – Often	32 students
2 – Sometimes	22students
1 – Rarely	5 students
0– Never	7 students

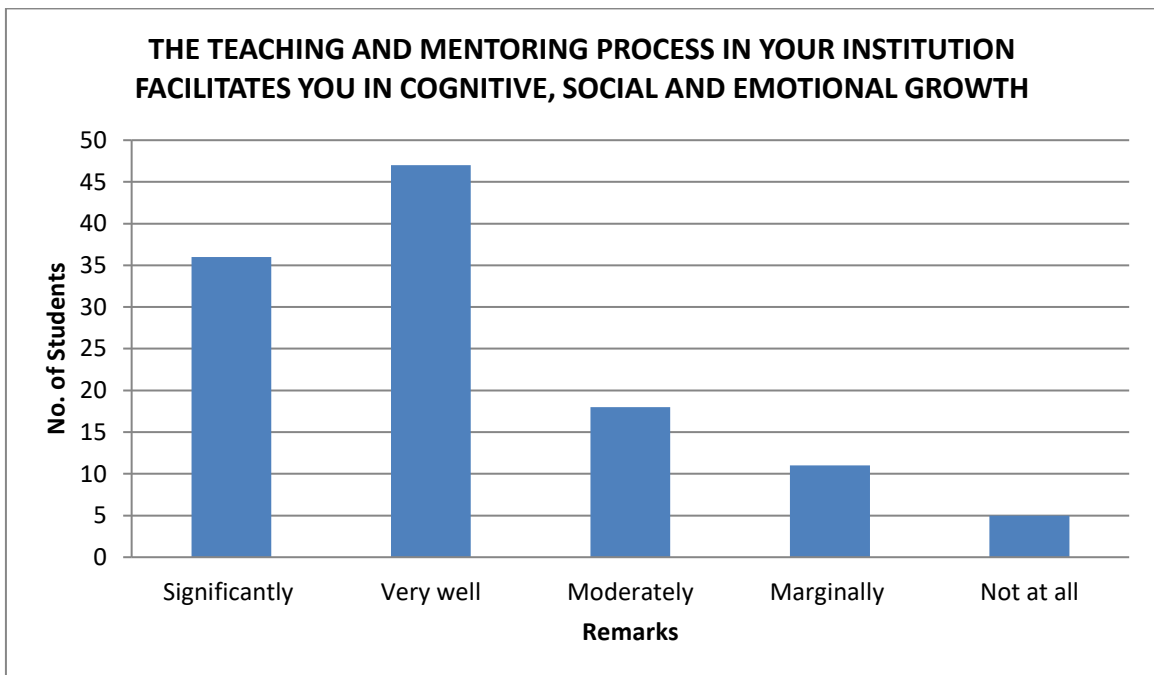




**B.P. CHALIHA COLLEGE, NAGARBERA**  
**P.O.: NAGARBERA**  
**DIST: KAMRUP (ASSAM)**  
**PIN- 781127**

8. The teaching and mentoring process in your institution facilitates you in cognitive, social and emotional growth.

4 – Significantly	36 students
3 – Very well	47 students
2 – Moderately	18 students
1 – Marginally	11 students
0– Not at all	5 students

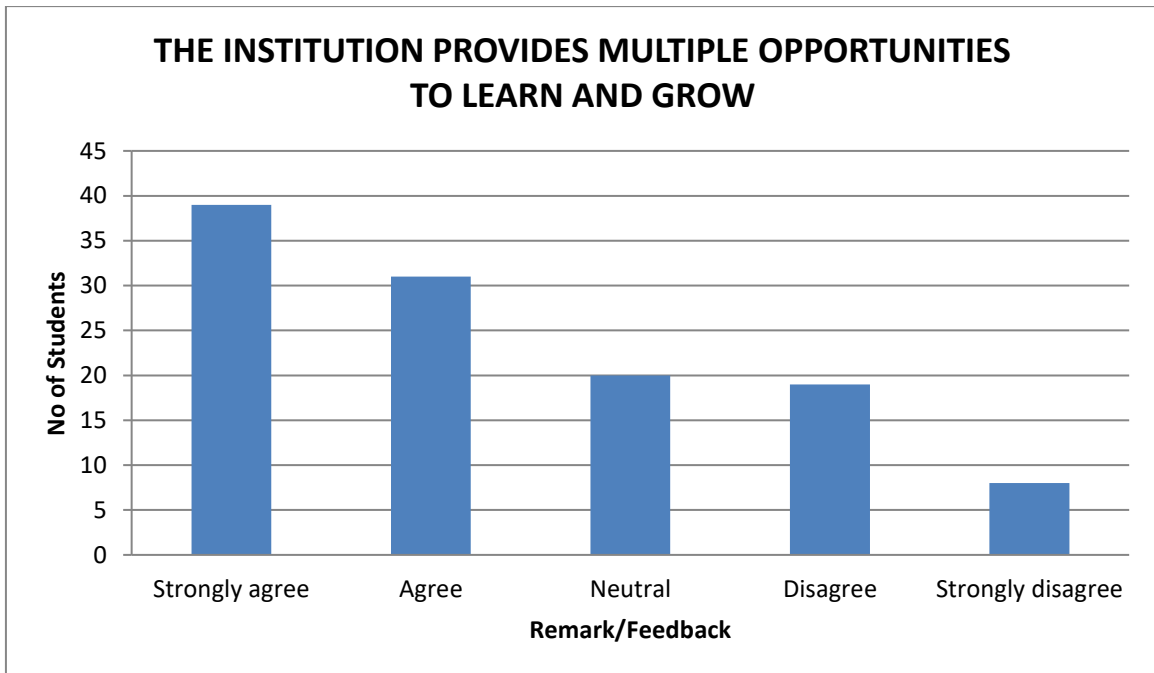


9. The institution provides multiple opportunities to learn and grow.

4 – Strongly agree	39 students
3 – Agree,	31 students
2 – Neutral,	20 students
1 – Disagree,	19 students
0– Strongly disagree,	8 students



**B.P. CHALIHA COLLEGE, NAGARBERA**  
**P.O.: NAGARBERA**  
**DIST: KAMRUP (ASSAM)**  
**PIN- 781127**

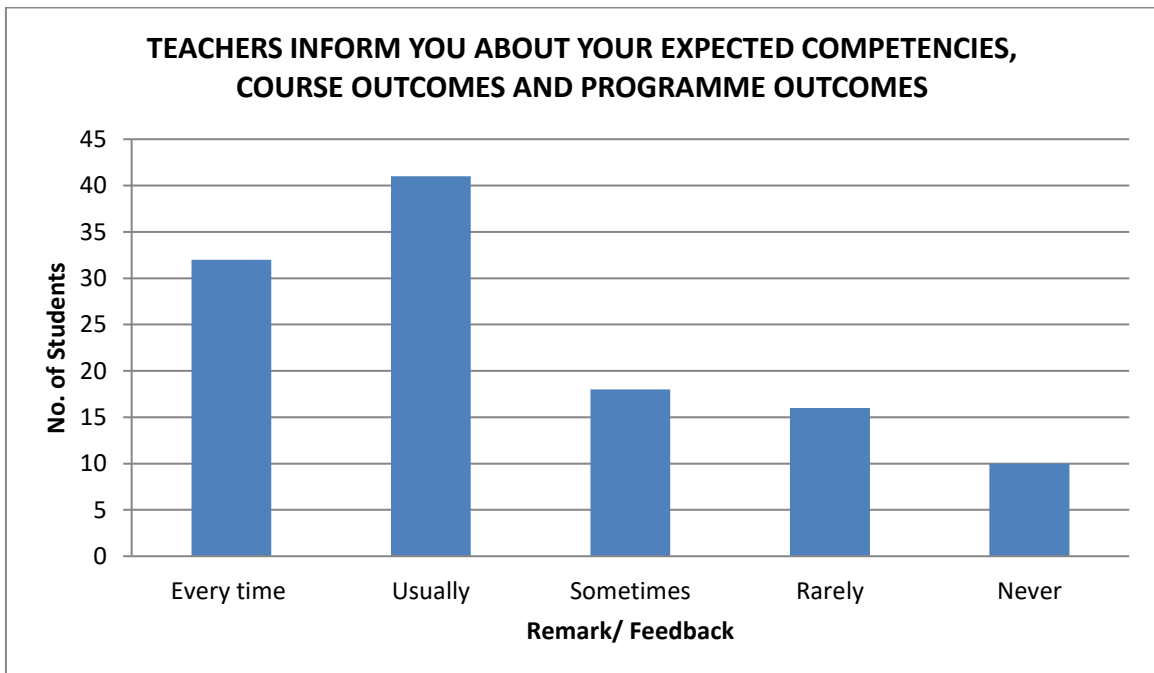




**B.P. CHALIHA COLLEGE, NAGARBERA**  
**P.O.: NAGARBERA**  
**DIST: KAMRUP (ASSAM)**  
**PIN- 781127**

10. Teachers inform you about your expected competencies, course outcomes and programme outcomes.

4 – Every time	32 students
3 – Usually,	41 students
2– Occasionally/Sometimes,	18 students
1 – Rarely,	16 students
0– Never,	10 students



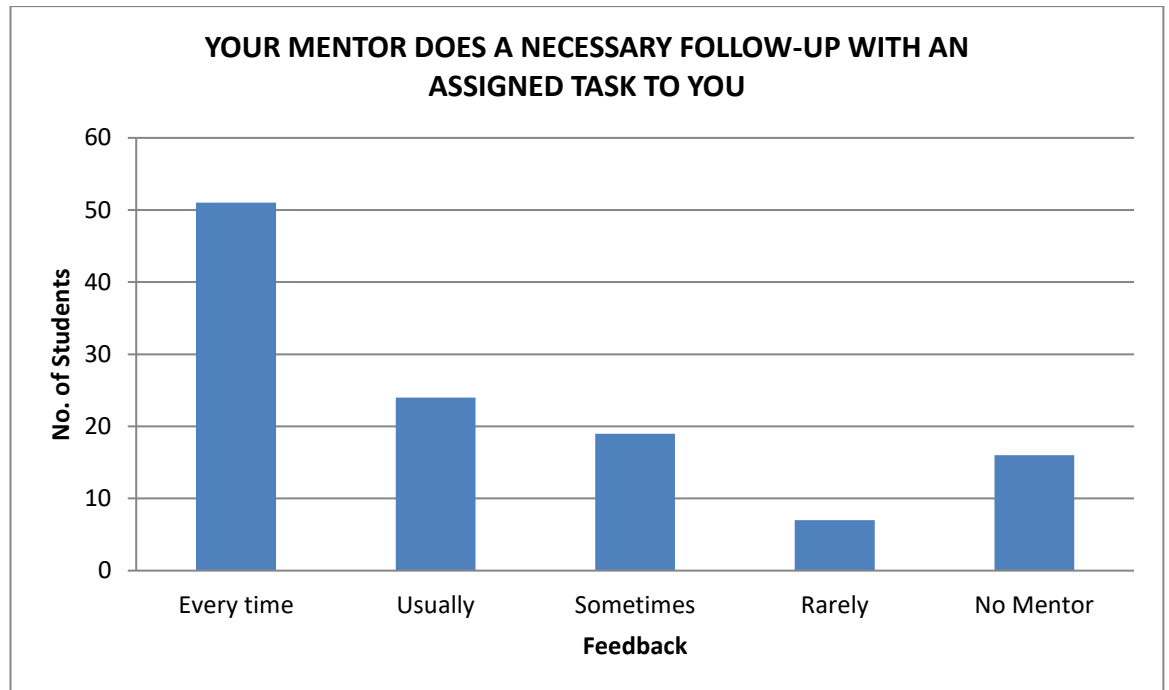
11. Your mentor does a necessary follow-up with an assigned task to you.

4 – Every time,	51
3 – Usually,	24
2 – Occasionally/Sometimes,	19
1 – Rarely,	7
0 – I don't have a mentor,	16



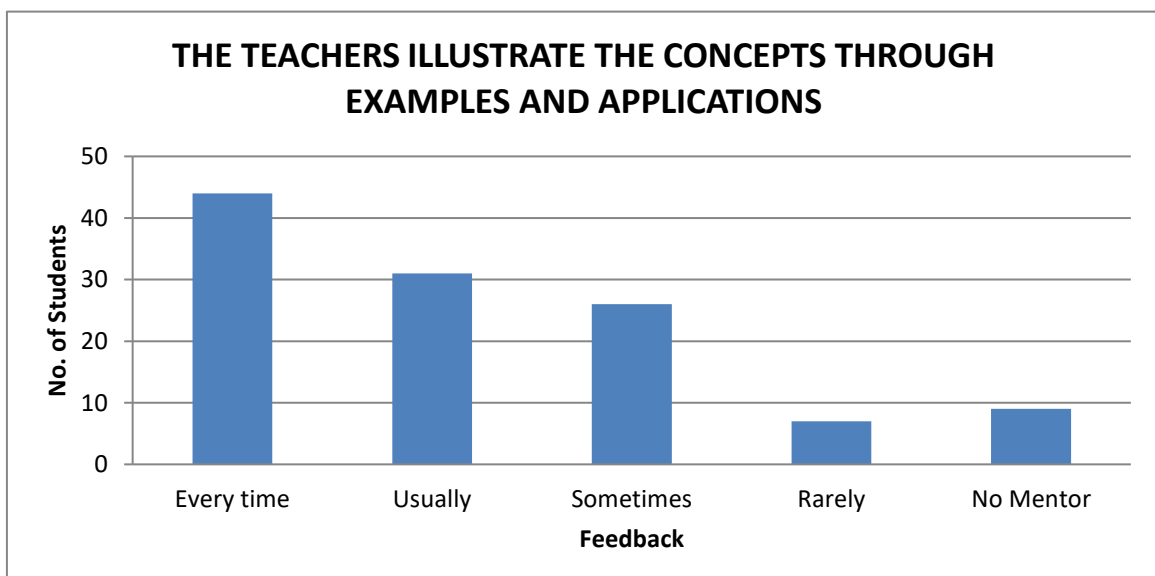


**B.P. CHALIHA COLLEGE, NAGARBERA**  
**P.O.: NAGARBERA**  
**DIST: KAMRUP (ASSAM)**  
**PIN- 781127**



12. The teachers illustrate the concepts through examples and applications.

4 – Every time,	44
3 – Usually,	31
2 – Occasionally/Sometimes,	26
1– Rarely,	7
0 – Never,	9

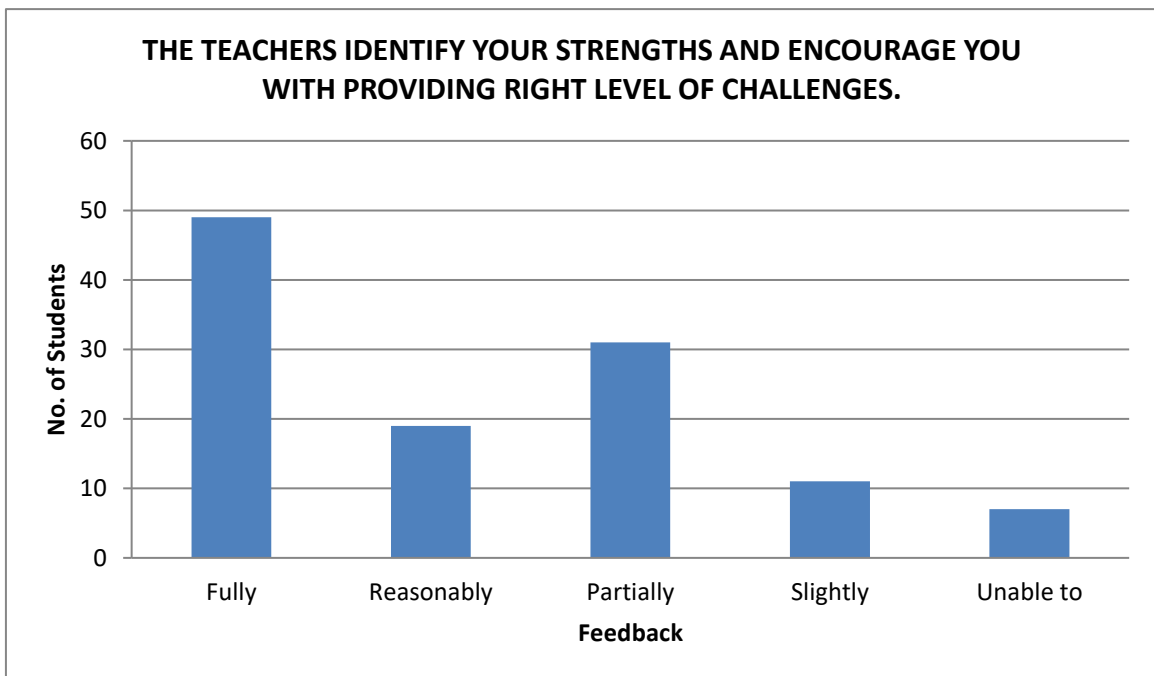




**B.P. CHALIHA COLLEGE, NAGARBERA**  
**P.O.: NAGARBERA**  
**DIST: KAMRUP (ASSAM)**  
**PIN- 781127**

13. The teachers identify your strengths and encourage you with providing right level of challenges.

4 – Fully	49
3 – Reasonably	19
2 – Partially	31
1 – Slightly	11
0– Unable to	7

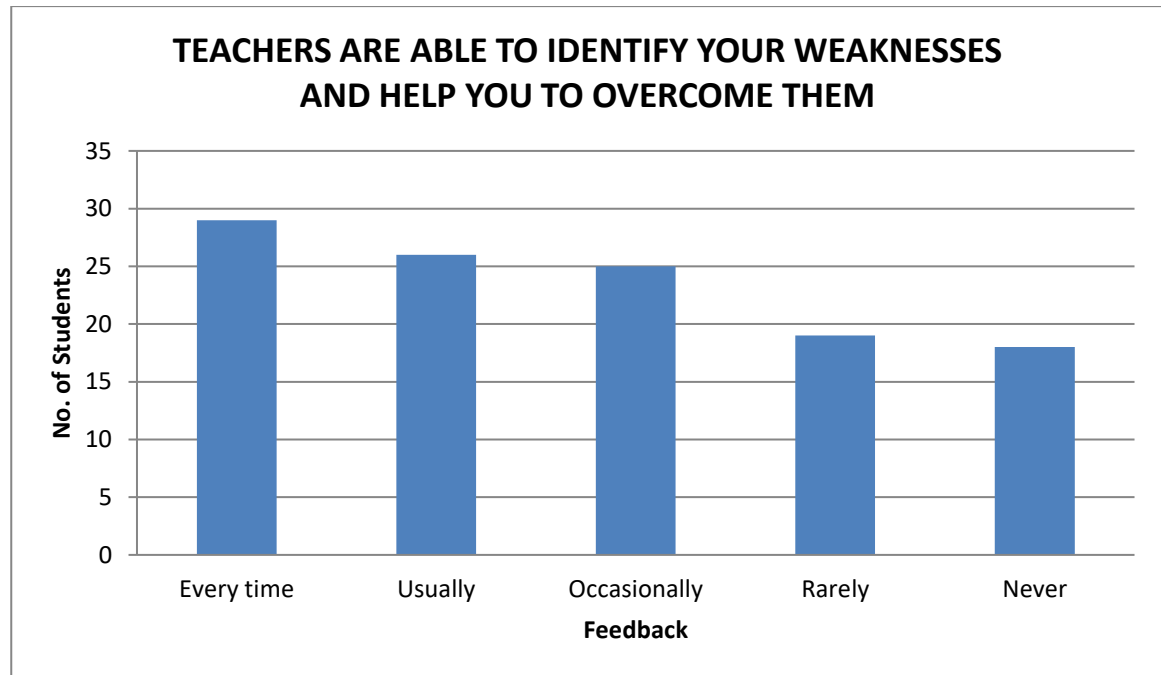


14. Teachers are able to identify your weaknesses and help you to overcome them.

4 – Every time,	29
3 – Usually,	26
2 – Occasionally/Sometimes,	25
1 – Rarely,	19
0 – Never,	18



**B.P. CHALIHA COLLEGE, NAGARBERA**  
**P.O.: NAGARBERA**  
**DIST: KAMRUP (ASSAM)**  
**PIN- 781127**

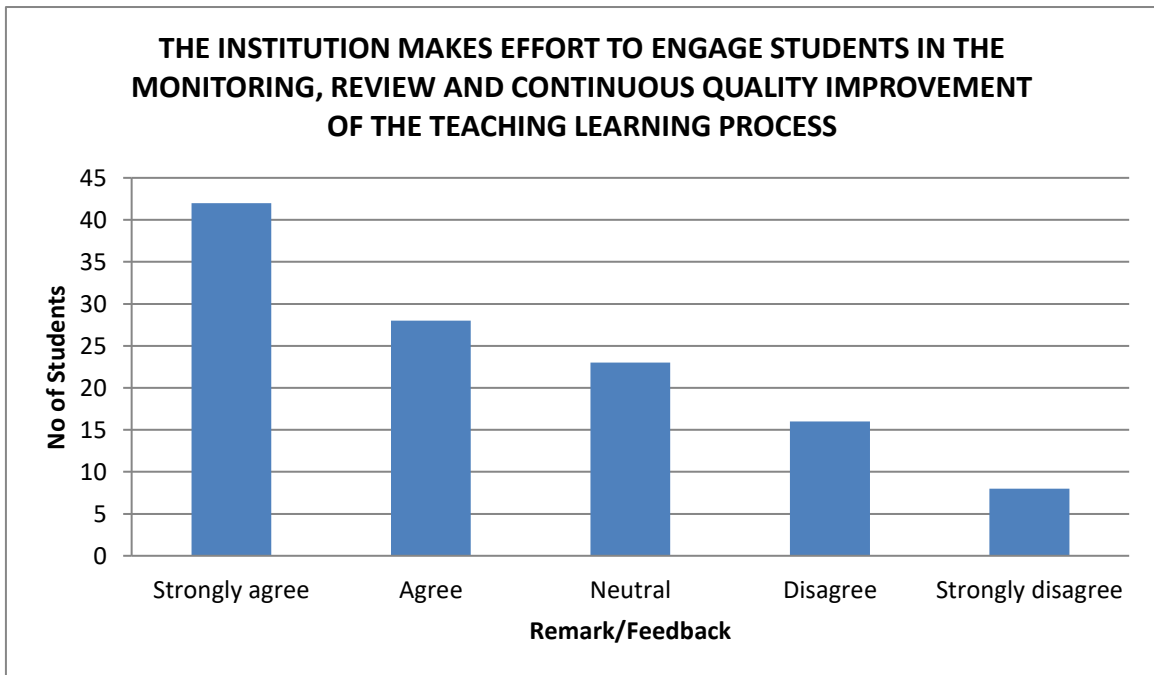




**B.P. CHALIHA COLLEGE, NAGARBERA**  
**P.O.: NAGARBERA**  
**DIST: KAMRUP (ASSAM)**  
**PIN- 781127**

15. The institution makes effort to engage students in the monitoring, review and continuous quality improvement of the teaching learning process.

4 – Strongly agree,	42 students
3 – Agree,	28 students
2 – Neutral,	23 students
1 – Disagree,	16 students
0 – Strongly disagree,	8 students

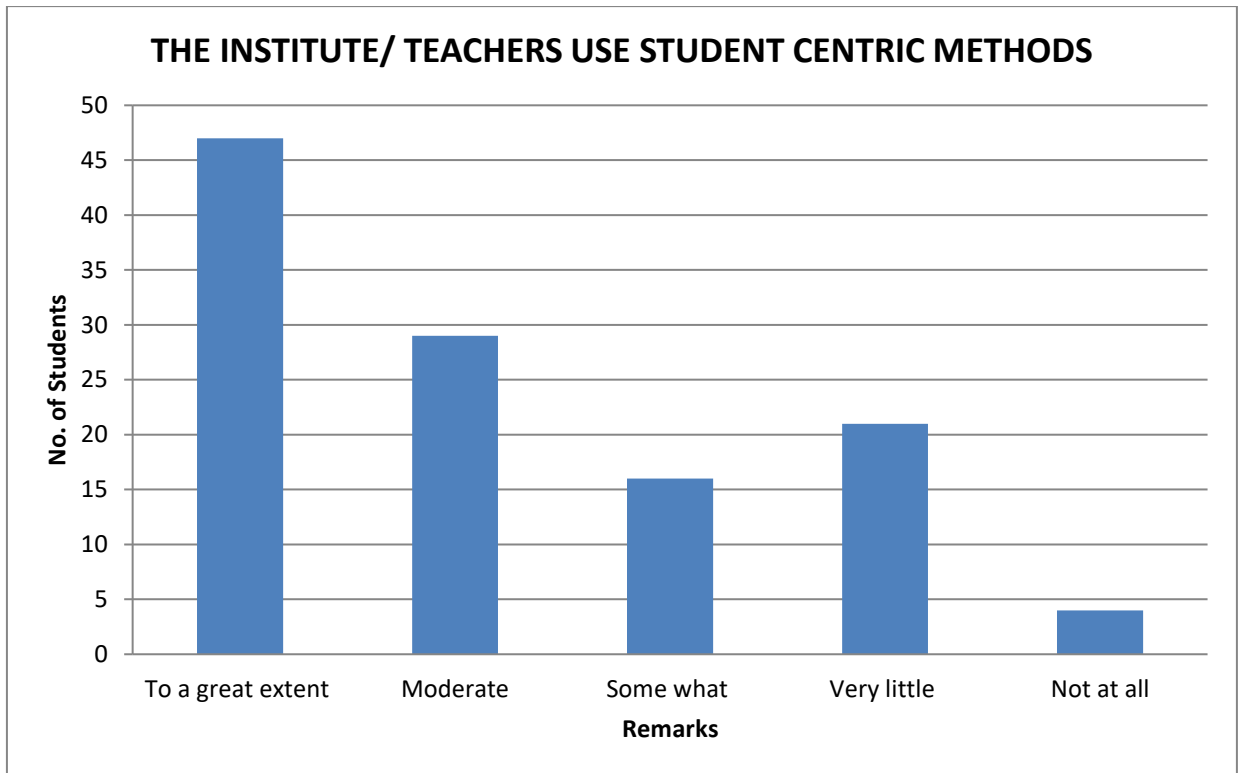


16. The institute/ teachers use student centric methods, such as experiential learning, participative learning and problem solving methodologies for enhancing learning experiences.

4 – To a great extent	47 students
3 – Moderate,	29 students
2 – Somewhat	16 students
1 – Very little,	21 students
0 – Not at all	4 students



**B.P. CHALIHA COLLEGE, NAGARBERA**  
**P.O.: NAGARBERA**  
**DIST: KAMRUP (ASSAM)**  
**PIN- 781127**



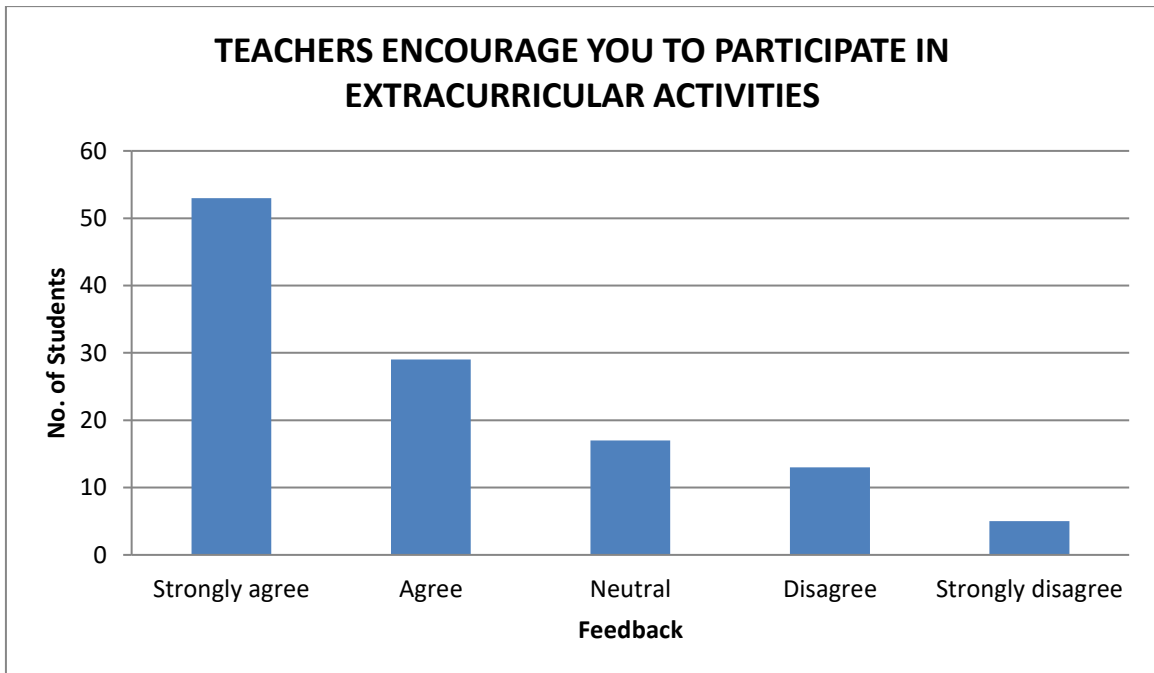
**17. Teachers encourage you to participate in extracurricular activities.**

4 – Strongly agree	53 students
3 – Agree	29 students
2 – Neutral	17 students
1 – Disagree	13 students
0 – Strongly disagree	5 students

In case of extracurricular activities 53 students marked as Strongly agree (4points), 29 students marked the college facilities as Agree (3 points), 17 students gave 2 points or Neutral, 13 students said is as Disagree with 1 Point and 5 students gave 0 point.

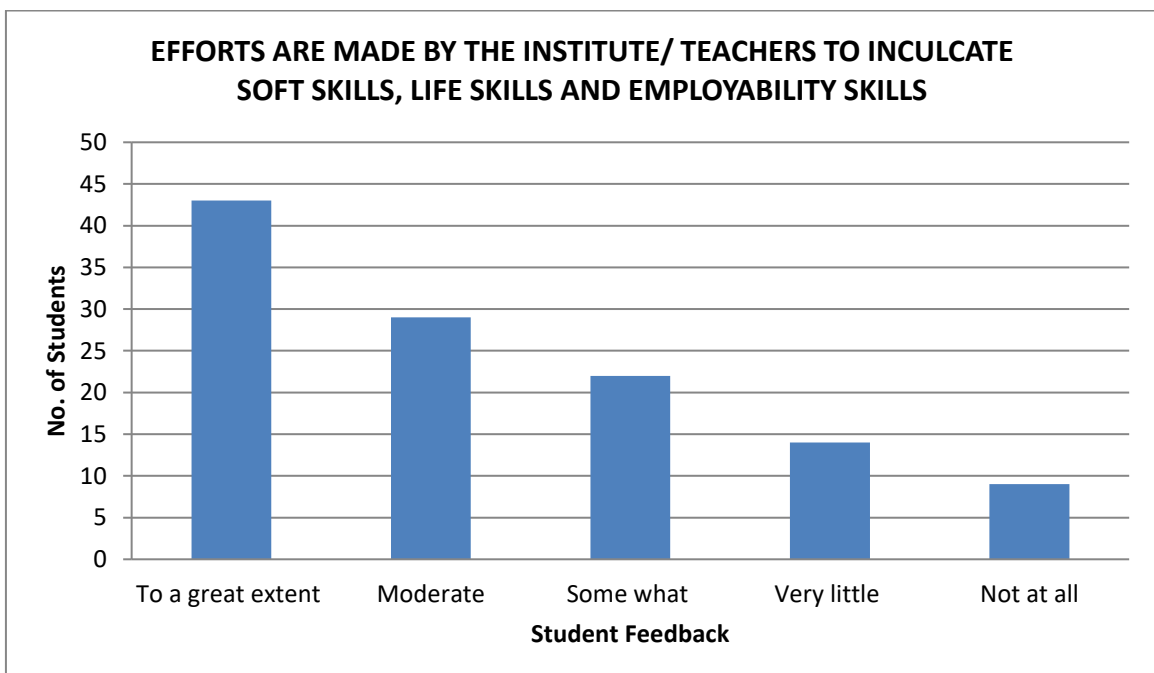


**B.P. CHALIHA COLLEGE, NAGARBERA**  
**P.O.: NAGARBERA**  
**DIST: KAMRUP (ASSAM)**  
**PIN- 781127**



18. Efforts are made by the institute/ teachers to inculcate soft skills, life skills and employability skills to make you ready for the world of work.

4 – To a great extent	43 students
3 – Moderate	29 students
2 – Somewhat	22 students
1 – Very little	14 students
0 – Not at all	9 students

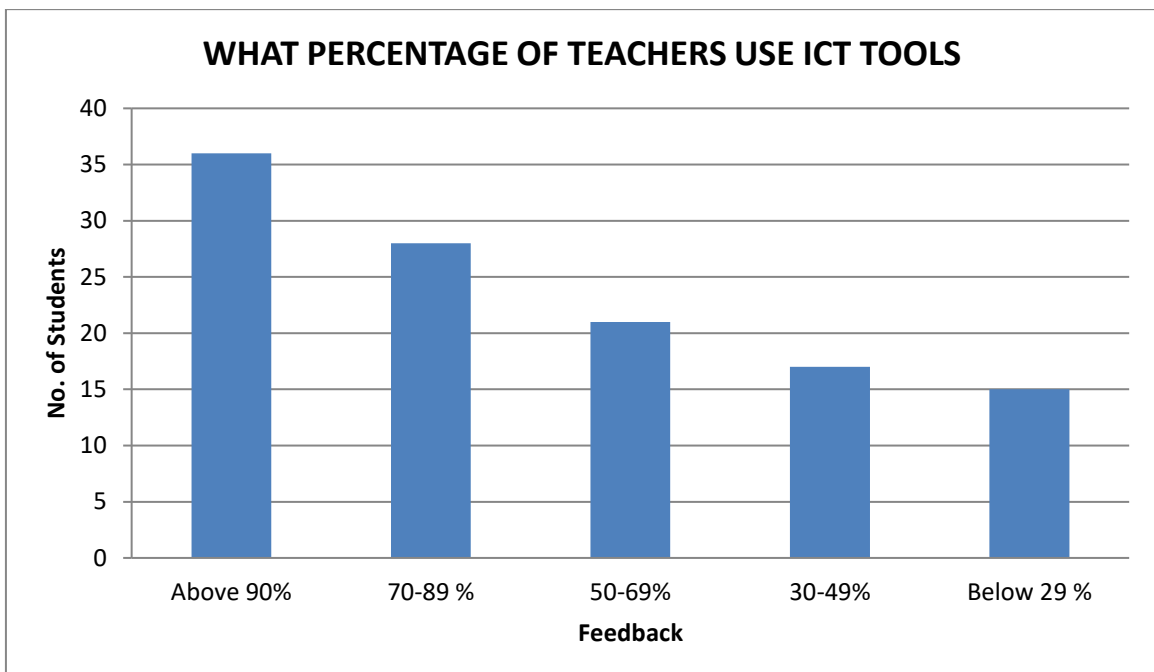




**B.P. CHALIHA COLLEGE, NAGARBERA**  
**P.O.: NAGARBERA**  
**DIST: KAMRUP (ASSAM)**  
**PIN- 781127**

19. What percentage of teachers use ICT tools such as LCD projector, Multimedia, etc. while teaching.

4 – Above 90%	36 students
3 – 70 – 89%	28 students
2 – 50 – 69%	21 students
1 – 30 – 49%	17 students
0 – Below 29%	15 students



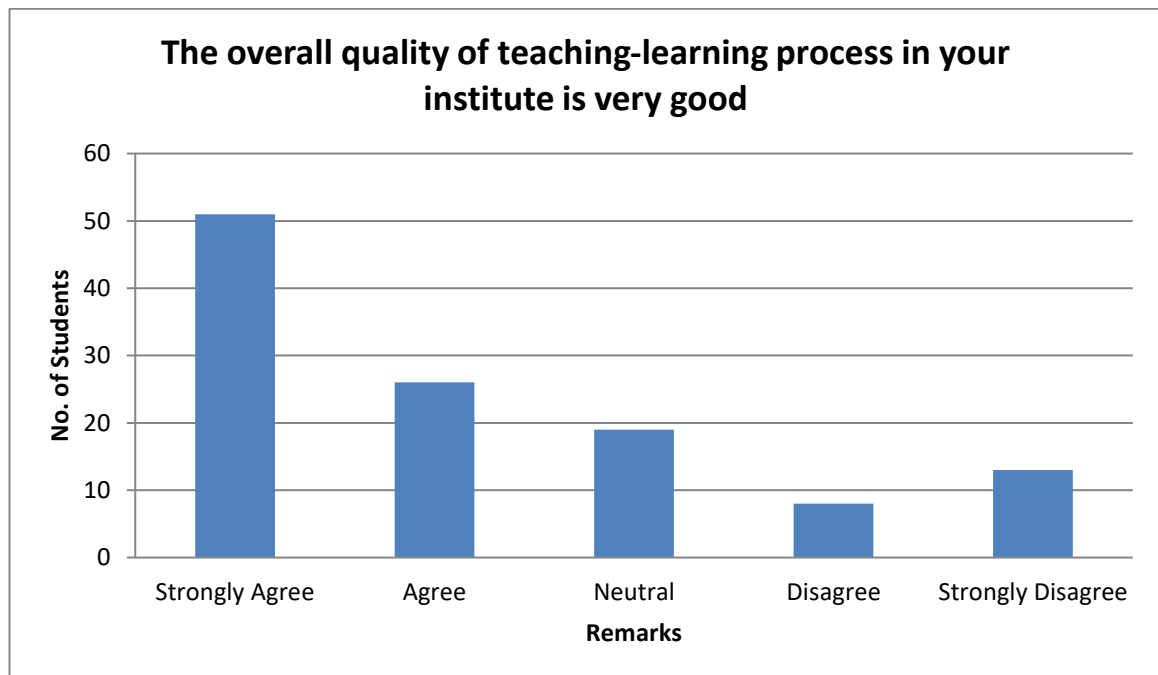


**B.P. CHALIHA COLLEGE, NAGARBERA**  
**P.O.: NAGARBERA**  
**DIST: KAMRUP (ASSAM)**  
**PIN- 781127**

20. The overall quality of teaching-learning process in your institute is very good.

4 –Strongly agree	51 students
3 – Agree	26 students
2 – Neutral	19 students
1 – Disagree	8 students
0 – Strongly disagree	13 students

51 Students responded as Excellent, 26 responded as very good whether 19 students marked good and unfortunately 8 reported as average



21. Give three observation / suggestions to improve the overall teaching – learning experience in your institution.

- More than 70 Percent students suggested about digital classroom in every department rooms.
- About 20 percent female students suggested about Incinerator for disposal of sanitary pads.
- Significant amount of students suggested about requirements of a Sports Instructor.